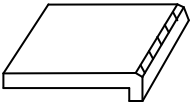
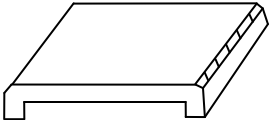
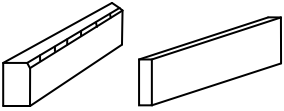


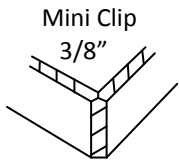
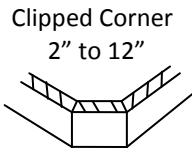
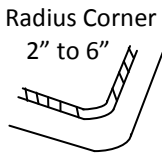
CUSTOM BEVEL EDGE

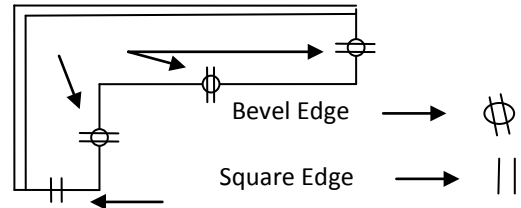
Price increments: 1' thru 6', 8', 10', and 12'

DEPTHS UP TO:		STANDARD	PREMIUM	180FX	HD
KITCHEN & VANITY (LF price does not include backsplash)					
	25"	\$56.00 LF	\$58.00 LF	\$66.00 LF	\$70.00 LF
PENINSULA (BAR) TOPS					
	25"	\$74.00 LF	\$ 76.00 LF	\$ 79.00 LF	\$ 86.00 LF
	30"	\$78.00 LF	\$ 80.50 LF	\$ 83.50 LF	\$ 92.00 LF
	36"	\$81.50 LF	\$ 84.50 LF	\$ 88.50 LF	\$ 96.00 LF
	48"	\$88.50 LF	\$ 91.50 LF	\$ 92.00 LF	\$ 98.00 LF
	60"	\$96.00 LF	\$100.00 LF	\$105.00 LF	\$110.00 LF
BACKSPLASH - Bevel Edge					
	Loose	\$26.00 LF	\$27.00 LF	\$32.50 LF	\$29.00 LF
	Applied	\$33.00 LF	\$35.00 LF	\$32.00 LF	\$34.50 LF
Square Edge					
	Loose	\$11.00 LF	\$12.50 LF	\$00.00 LF	\$00.00 LF
	Applied	\$00.00 LF	\$00.00 LF	\$00.00 LF	\$00.00 LF

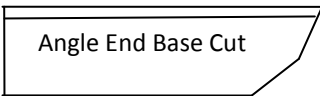
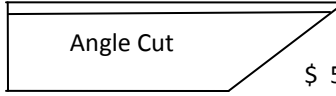
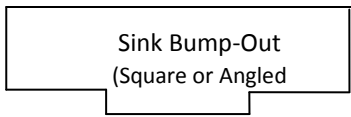
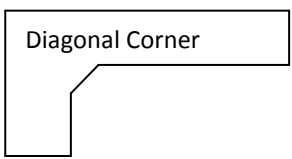
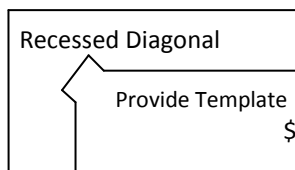
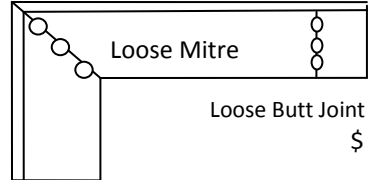
BEVEL END OPTIONS

When ordering, please specify which edges are to be made as bevel edge and which edges are to be finished square edge.

		
Mini Clip 3/8"	Clipped Corner 2" to 12"	Radius Corner 2" to 6"
\$36.00 ea	\$44.00 ea	\$80.00 ea



FABRICATION OPTIONS

		
Angle End Base Cut	Angle Cut	Sink Bump-Out (Square or Angled)
\$ 80.00 ea	\$ 50.00 ea	\$110.00 ea
		
Diagonal Corner	Recessed Diagonal	Loose Mitre
36" x 36" or 42" x 42"	Provide Template	Loose Butt Joint
\$ 64.00 ea	\$110.00 ea	\$ 24.00 ea

ORDER/PRICE GUIDELINES

- ◇ Decks and Backsplash all have price Increments = 1', 2', 3', 4', 5', 6' - 8' - 10' - 12'. Add proper fabrication charges.
- ◇ When ordering Backsplash Only, check laminate availability, may incur waste charges.
- ◇ Check availability if bevel color is different, may incur waste charges.
- ◇ Refer to manufacturer's guidelines for listing of premium laminates.